

May 31, 2025

Pool Fact Sheet



INVESTMENT OBJECTIVE

To earn the highest income consistent with preserving principal and maintaining liquidity. The Liquid Portfolio seeks to maintain a stable net asset value of \$1.00 per share and the TERM Portfolio seeks to achieve a net asset value of \$1.00 per share at the stated maturity.

LIQUID PORTFOLIO

A short-term liquid portfolio and cash management vehicle rated AAAm⁴ by S&P Global and AAmmf by Fitch Ratings⁶ and permitted as an investment for all local governments under 24-75-701 et seq. of the Colorado Revised Statutes.

TERM PORTFOLIO

A fixed-rate, fixed term portfolio rated AAAf by Fitch Ratings⁵ and permitted as an investment for all local governments under 24-75-701 et seq. of the Colorado Revised Statutes.

LIQUID PORTFOLIO FACTS

As of May 31, 2025

7-Day Net Yield ¹	4.36%
Monthly Distribution Yield ²	4.35%
Weighted Average Maturity ³	45 Days
S&P Global Rating ⁴	AAAm
Fitch Rating ⁶	AAmmf

SERVICE PROVIDERS

Investment Advisor and Program Administrator:

PFM Asset Management*

Distributor: U.S. Bancorp Investments, Inc.

Depository and Custodian: U.S. Bank, N.A.

Independent Registered Public Accounting Firm:

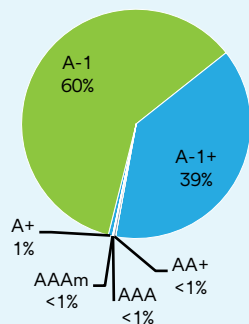
Ernst & Young LLC

Legal Counsel: Kutak Rock LLC

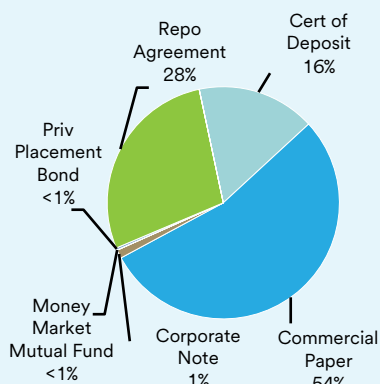
Fund Diversification as of May 31, 2025

Credit Quality Distribution

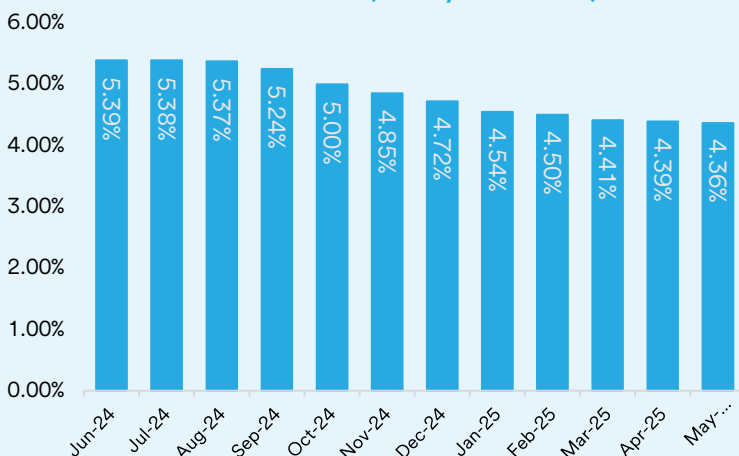
(S&P Global Ratings)



Sector Composition



Performance (30-Day Net Yield⁷)



*PFM Asset Management is a division of U.S. Bancorp Asset Management, Inc, which serves as administrator and investment adviser to the Pool

¹ 7-day net yield, also known as the current annualized yield, represents the net change, exclusive of capital changes and income other than investment income, in the value of a hypothetical account with a balance of one share (normally \$1.00 per share) over a seven-day base period expressed as a percentage of the value of one share at the beginning of the seven-day period. This resulting net change in account value is then annualized by multiplying it by 365 and dividing the result by 7.

² The monthly distribution yield represents the net change in the value of a hypothetical account with a value of one share (normally \$1.00 per share) resulting from all dividends declared during a month by the Pool expressed as a percentage of the value of one share at the beginning of the month. This resulting net change is then annualized by multiplying it by 365 and dividing it by the number of calendar days in the month.

³ Weighted Average Maturity: Calculated by the final maturity for a security held in the portfolio and the interest rate reset date. This is a way to measure a fund's sensitivity to potential interest rate changes.

⁴ S&P Global AAAm Rating: S&P evaluates a number of factors, including credit quality, market price, exposure, and management. Please visit [SPGlobal.com/Ratings](https://spglobal.com/Ratings) for more information and ratings methodology.

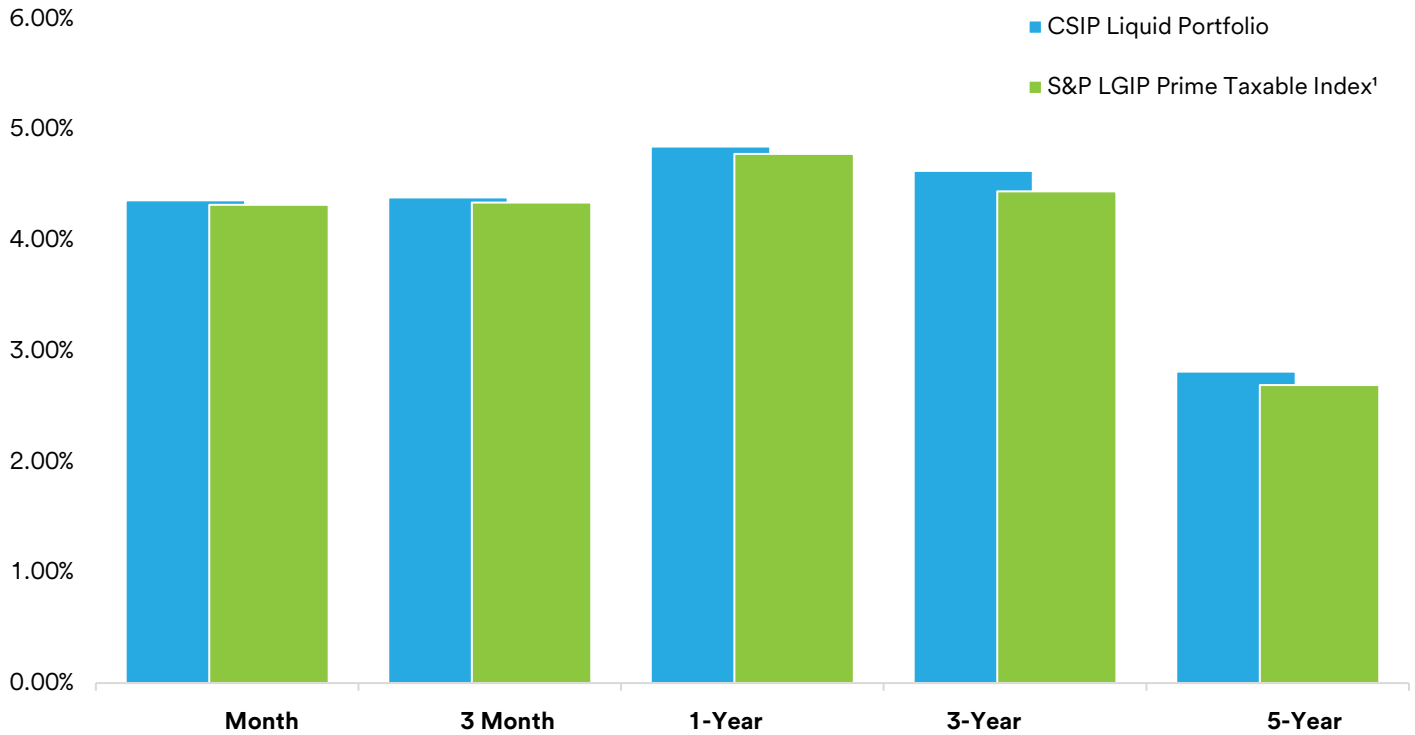
⁵ Fitch AAAf Rating: portfolios with this rating indicate having the highest underlying credit quality. Please visit fitchratings.com for more information and ratings methodology.

⁶ Fitch AAmmf Rating: portfolios with this rating denote the strongest capacity to achieve the investment objective of preserving principal and providing liquidity through limiting credit, market, and liquidity risk. Please visit fitchratings.com for more information and ratings methodology.

⁷ As of the last day of the month. The 30-day net yield represents the net change, exclusive of capital changes and income other than investment income, in the value of a hypothetical account with a balance of one share (normally \$1.00 per share) over a thirty-day base period expressed as a percentage of the value of one share at the beginning of the thirty-day period. This resulting net change in account value is then annualized by multiplying it by 365 and dividing the result by 30.



Average Annual Return as of May 31, 2025



CSIP Liquid Portfolio	4.36%	4.39%	4.84%	4.63%	2.81%
S&P LGIP Prime Taxable Index ¹	4.32%	4.34%	4.78%	4.44%	2.69%

This material must be preceded or accompanied by an information statement . For a current information statement, which contains more complete information, please visit <http://www.csipinvest.com/> or call 855.274.7468.

¹ The S&P LGIP Prime Taxable Index comprises 54 'AAAm' and 'AAm' Rated Government Investment Pools. The S&P LGIP Prime Taxable Index is reported as a seven-day yield on a weekly basis net of fees. The S&P LGIP Prime Taxable Index is not a security in which investors can purchase shares.

Past performance does not guarantee future results. Yields will fluctuate as market conditions change. The current fund performance may be higher or lower than that cited. The yields shown may reflect fee waivers by service providers that subsidize and reduce the total operating expenses of the Pool. Pool yields would be lower if there were no such waivers.

This information is for institutional investor use only, not for further distribution to retail investors, and does not represent an offer to sell or a solicitation of an offer to buy or sell any fund or other security. Investors should consider the investment objectives, risks, charges and expenses before investing in any of the Colorado Statewide Investment Pool ("CSIP") portfolios. This and other information about the CSIP's portfolios is available in the current Information Statement, which should be read carefully before investing. A copy of the Information Statement may be obtained by calling 1-855-274-7468 or is available on the CSIP's website at www.csipinvest.com. While the CSIP Liquid Portfolio seeks to maintain a stable net asset value of \$1.00 per share and the CSIP Term Portfolio seeks to achieve a net asset value of \$1.00 per share at the stated maturity, it is possible to lose money investing in the CSIP. An investment in the CSIP is not insured or guaranteed by the Federal Deposit Insurance Corporation or any other government agency. Shares of CSIP are distributed by U.S. Bancorp Investments, Inc., member FINRA (www.finra.org) and SIPC (www.sipc.org). PFM Asset Management is a division of U.S. Bancorp Asset Management, Inc., which serves as administrator and investment adviser to CSIP. U.S. Bancorp Asset Management, Inc. is a direct subsidiary of U.S. Bank N.A. and an indirect subsidiary of U.S. Bancorp. U.S. Bancorp Investments, Inc. is a subsidiary of U.S. Bancorp and affiliate of U.S. Bank N.A.