



Pool Fact Sheet

INVESTMENT OBJECTIVE

To earn the highest income consistent with preserving principal and maintaining liquidity. The Liquid Portfolio seeks to maintain a stable net asset value of \$1.00 per share and the TERM Portfolio seeks to achieve a net asset value of \$1.00 per share at the stated maturity.

LIQUID PORTFOLIO

A short-term liquid portfolio and cash management vehicle rated AAAm¹ by Standard and Poor's and AAAMmf by Fitch Ratings¹ and permitted as an investment for all local governments under 24-75-701 et seq. of the Colorado Revised Statutes.

TERM PORTFOLIO

A fixed-rate, fixed term portfolio rated AAAf by Fitch Ratings² and permitted as an investment for all local governments under 24-75-701 et. seq. of the Colorado Revised Statutes.

LIQUID PORTFOLIO FACTS

As of April 30, 2024

7-Day Net Yield ³	5.39%
Monthly Distribution Yield ⁴	5.39%
Weighted Average Maturity ⁵	29 Days

SERVICE PROVIDERS

Investment Adviser, Administrator and Transfer Agent:
PFM Asset Management LLC

Distributor: PFM Fund Distributors, Inc.

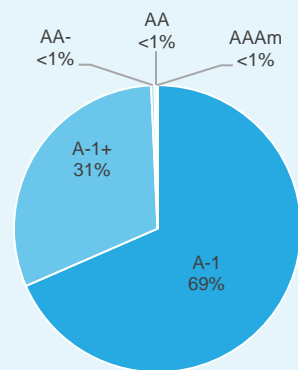
Depository and Custodian: U.S. Bank, N.A.

Independent Registered Public Accounting Firm:
Ernst & Young LLC

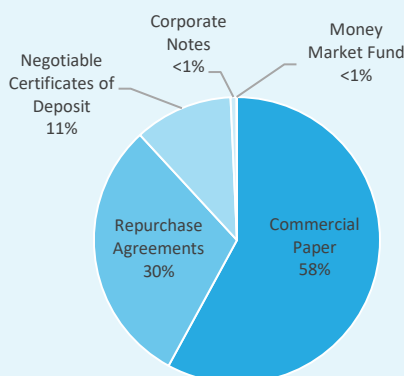
Legal Counsel:
Kutak Rock LLC

Liquid Portfolio Diversification as of April 30, 2024

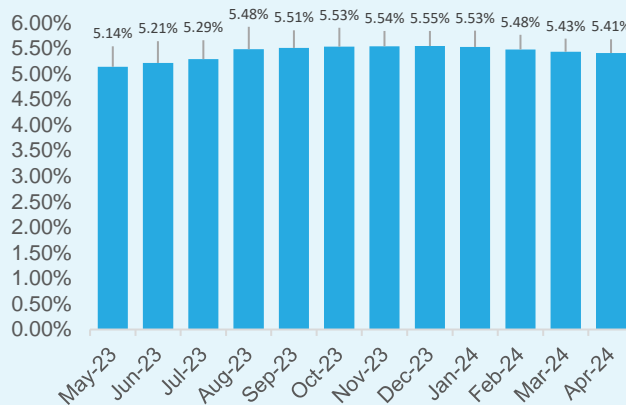
Credit Quality Distribution
(Standard & Poor's Fund Ratings)



Sector Composition



Liquid Portfolio Performance (30-Day Net Yield⁶ %)



¹Standard & Poor's fund ratings are based on analysis of credit quality, market price exposure, and management. According to Standard & Poor's rating criteria, the AAAM rating signifies excellent safety of investment principal and a superior capacity to maintain a \$1.00 per share net asset value. However, it should be understood that the rating is not a "market" rating nor a recommendation to buy, hold or sell the securities. For a full description on rating methodology, visit Standard & Poor's website (http://www.standardandpoors.com/ratings/en_US/web/guest/home). The AAAMmf rating reflects Fitch Ratings ("Fitch") review of the pool's investment and credit guidelines, credit quality, diversification, and liquidity profile, as well as the capabilities of PFM Asset Management LLC to manage the assets of the pool. The AAAMmf rating assigned to the portfolio indicates an extremely strong capacity to achieve the investment objectives of preserving principal and providing liquidity through limiting credit, market, and liquidity risk. For a full description of rating methodology, visit www.fitchratings.com.

² The AAAf rating reflects Fitch Ratings' ("Fitch") review of the Term program's investment and credit guidelines, the portfolio's credit quality and diversification, as well as the capabilities of PFM Asset Management LLC as investment adviser. It indicates the highest underlying credit quality (or lowest vulnerability to default). However, it should be understood that this rating is not a "market" rating nor a recommendation to buy, hold or sell the securities. For a full description on rating methodology visit www.fitchratings.com.

³7-day net yield, also known as the current annualized yield, represents the net change, exclusive of capital changes and income other than investment income, in the value of a hypothetical account with a balance of one share (normally \$1.00 per share) over a seven-day base period expressed as a percentage of the value of one share at the beginning of the seven-day period. This resulting net change in account value is then annualized by multiplying it by 365 and dividing the result by 7.

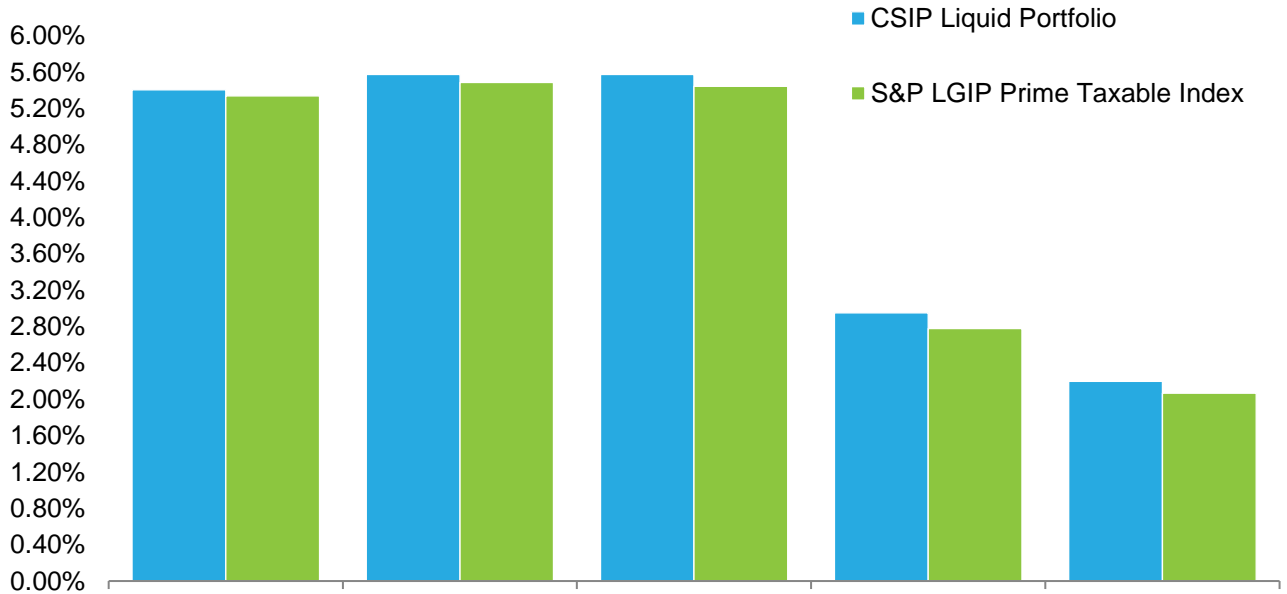
⁴ The monthly distribution yield represents the net change in the value of a hypothetical account with a value of one share (normally \$1.00 per share) resulting from all dividends declared during a month by the Pool expressed as a percentage of the value of one share at the beginning of the month. This resulting net change is then annualized by multiplying it by 365 and dividing it by the number of calendar days in the month.

⁵Weighted Average Maturity: Calculated by the final maturity for a security held in the portfolio and the interest rate reset date. This is a way to measure a fund's sensitivity to potential interest rate changes.

⁶As of the last day of the month. The 30-day net yield represents the net change, exclusive of capital changes and income other than investment income, in the value of a hypothetical account with a balance of one share (normally \$1.00 per share) over a thirty-day base period expressed as a percentage of the value of one share at the beginning of the thirty-day period. This resulting net change in account value is then annualized by multiplying it by 365 and dividing the result by 30.



Average Annual Return as of April 30, 2024



	Month	3-Month	1-Year	3-Year	5-Year
CSIP Liquid Portfolio	5.41%	5.58%	5.58%	2.95%	2.20%
S&P LGIP Prime Taxable Index ¹	5.34%	5.49%	5.44%	2.78%	2.07%

This material must be preceded or accompanied by an information statement . For a current information statement, which contains more complete information, please visit <http://www.csipinvest.com/> or call 855.274.7468.

¹The S&P LGIP Prime Taxable Index comprises 54 'AAAm' and 'AAm' Rated Government Investment Pools. The S&P LGIP Prime Taxable Index is reported as a seven-day yield on a weekly basis net of fees. The S&P LGIP Prime Taxable Index is not a security in which investors can purchase shares. Source: https://www.spratings.com/en_US/products/-/product-detail/local-government-investment-pools

Past performance is no guarantee of future results. Yields will fluctuate as market conditions change. The current fund performance may be higher or lower than that cited. The yields shown may reflect fee waivers by service providers that subsidize and reduce the total operating expenses of the Pool. Pool yields would be lower if there were no such waivers.

This information is for institutional investor use only, not for further distribution to retail investors, and does not represent an offer to sell or a solicitation of an offer to buy or sell any fund or other security. Investors should consider the investment objectives, risks, charges and expenses before investing in any of the Colorado Statewide Investment Pool ("CSIP") portfolios. This and other information about the CSIP's portfolios is available in the current Information Statement, which should be read carefully before investing. A copy of the Information Statement may be obtained by calling 1-855-274-7468 or is available on the CSIP's website at www.csipinvest.com. While the CSIP Liquid Portfolio seeks to maintain a stable net asset value of \$1.00 per share and the CSIP Term Portfolio seeks to achieve a net asset value of \$1.00 per share at the stated maturity, it is possible to lose money investing in the CSIP. An investment in the CSIP is not insured or guaranteed by the Federal Deposit Insurance Corporation or any other government agency. Shares of the CSIP's portfolios are distributed by **PFM Fund Distributors, Inc.**, member Financial Industry Regulatory Authority (FINRA) (www.finra.org) and Securities Investor Protection Corporation (SIPC) (www.sipc.org). PFM Fund Distributors, Inc. is an affiliate of PFM Asset Management LLC.